

Enhancement Control and Management Tools for a website

by

Wang Ruoxi, Jack
(20300860)

Supervised by
Dr. David Rossiter

An Independent Project (CSIT 6910D; 3 Credits)

HONG KONG UNIVERSITY
OF SCIENCE AND TECHNOLOGY

August, 2016

ACKNOWLEDGEMENT

I would like to express my great gratitude towards my supervisor, Dr. David Rossiter, who had given me invaluable advice to this project.

TABLE OF CONTENTS

ABSTRACT.....	1
1. Introduction	2
2. Thesis.....	3
2.1 Use case.....	3
2.2 New use case implementation.....	4
2.2.1 View branches.....	4
2.2.2 Create category.....	6
2.2.3 View category.....	8
2.2.4 Display category.....	9
2.2.5 View continue.....	11
2.2.6 Modify story.....	12
2.2.7 View tips.....	13
2.2.8 Social account login.....	17
2.2.9 Share story.....	19
2.2.10 View level.....	21
2.2.11 Specify report reason.....	23
2.2.12 Reset password.....	24
2.3 Detail improvement.....	25
2.3.1 Save function.....	25
2.3.2 Image upload.....	25
2.3.3 Recursive SQL fetching.....	25
2.3.4 Word count.....	26
2.3.5 Like and Unlike tip.....	27
2.3.6 Login Register pop up.....	27
3. Conclusion.....	28
References.....	29
Appendix.....	30

Enhancement Control and management tools for a website
by

Wang Ruoxi, Jack

Msc in Information Technology
HONG KONG UNIVERSITY
OF SCIENCE AND TECHNOLOGY

ABSTRACT

The project is to enhance the Bookbranch web for a better performance and stability with a more user friendly experience. The older version of Bookbranch web has the idea that make every one can create story together by continuing other people's work. The new version of Bookbranch web express the idea of this website explicitly to the user with improvements on the website's functions along with some instructions. Also some new features is added to make the website a complete reflection of the idea.

1 Introduction

The last version of Bookbranch web has several places can be improved.

1. If user arrive this website the first time, they may not understand the idea behind it.
2. Chapter prefix will be add automatically, it is sometimes confused by users.
3. After the story is created, it cannot be changed. Spelling mistakes can be an annoying problem.
4. Stories does not differentiated by categories, it makes user difficult to find the type of story they like.
5. User's header is stretched and the upload limit is too small.
6. After the story has too many chapters, the server needs to generate many SQL for parent fetching, it is too inefficient.
7. Word count needs to be added otherwise user do not know if they achieved the requirements.
8. Stories can not be share to other platform make it difficult to gain new user.
9. Report a story need to have a reason, and it is needed to see who is reporting the story in case some one just report for fun.
10. In case someone forget their password, a password reset function need to be developed.
11. Old version can only save title and content, need to be solved to make the writing process more fluent.

2 Thesis

2.1 Use case

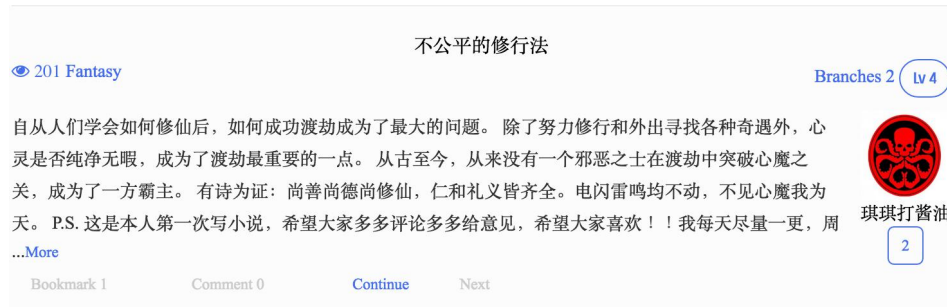
There are some new features has been added to the website.

1. View branches: View number of version of the next chapter according to the current chapter.
2. Create category: Before creating a story needs to add a category.
3. View category: View story according to story's category.
4. Display category: category will be displayed inside each story.
5. View continue: View story which is a continue of other story according to creating time.
6. Modify story: Modify stories they created if the story does not have a child chapter.
7. View tips: View tips that can guide user through the website.
8. Social account login: Login through QQ or Weibo.
9. Share story: Share story to Qzone or Weibo.
10. View level: Level is assign to each user according to number of likes they have, it can be viewed in user's information.
11. Specify report reason: User need to specify report reason to submit an report about a story.
12. Reset password: User can reset their password.

2.2 New use case implementation

The new version is the extension of the old version and it is still using the Laravel framework. Below is each use case's implementation.

2.2.1. View branches



不公平的修行法

201 Fantasy

Branches 2 lv 4

自从人们学会如何修仙后，如何成功渡劫成为了最大的问题。除了努力修行和外出寻找各种奇遇外，心灵是否纯净无暇，成为了渡劫最重要的一点。从古至今，从来没有一个邪恶之士在渡劫中突破心魔之关，成为了一方霸主。有诗为证：尚善尚德尚修仙，仁和礼义皆齐全。电闪雷鸣均不动，不见心魔我为天。P.S. 这是本人第一次写小说，希望大家多多评论多多给意见，希望大家喜欢！！我每天尽量一更，周...More

Bookmark 1 Comment 0 Continue Next

琪琪打酱油

2

Branches represent how many version the next chapter has, click it will go to the next chapter.

Select Chapter
不公平的修行法
lv 4

201 Fantasy
琪琪打酱油

自从人们学会如何修仙后，如何成功渡劫成为了最大的问题。除了努力修行和外出寻找各种奇遇外，心灵是否纯净无暇，成为了渡劫最重要的一点。从古至今，从来没有一个邪恶之士在渡劫中突破心魔之关，成为了一方霸主。有诗为证：尚善尚德尚修仙，仁和礼义皆齐全。电闪雷鸣均不动，不见心魔我为天。P.S. 这是本人第一次写小说，希望大家多多评论多多给意见，希望大家喜欢！！我每天尽量一更，周...More

Bookmark 1
Comment 0
New Story Line

不公平的修行法

Chapter 1 引子

44
Branches 1 lv 4

毅夫和他最好的朋友魏躺在麦子地里。“你说我爸为啥逼着我去参加考试呢？”毅夫看着天空呆呆的说。“我爸也一样，他说通过了考试，就能去尧黛宗修仙了。”“这我知道，可我根本不想当仙人，当仙人据说要被火烤，要被闪电劈，想想都好疼啊。”“不会呀，你想想看，当上仙人了，这一地的麦子一下子就能用仙法收了，多厉害啊，想想都好兴奋。而且仙人内心都纯净无暇，不仅公正善良，走到哪里都会...More

Bookmark 0
Comment 0
Continue
Next

不公平的修行法

Chapter 1 有心栽花花不开

26
Branches 0 lv 1

肖忌霸便是这样一个人。但凡任何人和肖忌霸谈修仙，他尽是一脸嫌弃。人问为何，常答：你不成长生不老吃馍馍？花开两朵，各表一支。话说这天庭近年来是仙满为患，盖因凡间出了个修仙教，成日钻研升天术，什么五年修仙三年渡劫等奇技淫巧，无所不用其极，大大提升了升仙率。仙一多了，所谓有仙的地方就有江湖，什么王大仙和隔壁李仙姑通奸啦，赵半仙偷了香油钱啊，总之弄得仙界基...More

Bookmark 0
Comment 1
Continue

There is no next chapter, please click continue for a new next chapter.

In this case, the next chapter has two different versions, the first version has one version of next chapter, the next version has no next chapter. If the mouse is over the Branches with no next chapter, the above tips will be shown.

2.2.2. Create category

The image shows a web form for creating a story. It features a text input field at the top labeled "Story Title". Below it is a large, empty text area labeled "Story Background". At the bottom of the form, there is a row of controls: a "Post" button with an upward-pointing arrow and a "0" below it, a "Category Selection" button, a small empty text input field, and a "Save" button with a floppy disk icon. In the center of the bottom row is a logo for "MyHe" with the letters in red, yellow, and blue.

In the new version every story introduction needs category, the chapters that is continuing this story will have the same category.

Story Title

Story Background

- Adventure
- FanFiction
- Fantasy
- History
- Horror
- Mystery
- Science Fiction
- Speculative
- Love
- Others

Post 0

Category Selection

Save

mMYHe

There are ten categories, each story can only have one category.

2.2.3. View category



- All
- Adventure
- FanFiction
- Fantasy
- History
- Horror
- Mystery
- Science Fiction
- Speculative
- Love
- Others

User can select category in Book, Continue, Week and Month options. All option represent view all story without category selection.

2.2.5. View Continue

The screenshot shows the BookBranch website interface. At the top, there is a navigation bar with a search box and buttons for 'New', 'Book', 'Continue', 'Week', 'Month', and 'Follow'. A dropdown menu is open, listing various genres: All, Adventure, FanFiction, Fantasy, History, Horror, Mystery, Science Fiction, Speculative, Love, and Others. The main content area displays a list of chapters. The selected chapter is 'Chapter 9 拯救的刃万名刃木来', which is categorized as 'Adventure'. The chapter text is partially visible, starting with '啊！——“啊！——”我发出凄惨的惨叫声，外围的...'. To the right of the chapter list, there is a user profile for '星神' (Shin) with a level indicator 'lv 5' and a '0' in a box. The page also shows 'Branches 0' and 'Branches 1' for different chapters.

This feature allow user to view the recent continued chapter, this feature is for user who wants to see current updated story instead of just recent story introduction and week rank or month rank.

2.2.6. Modify story

始祖


Chapter 1 梦

👁️ 22 OthersModify Branches 0

部落里的老人们。都会住在山顶上的一堆篝火旁。熊熊的篝火映衬着这些老人，苍凉，而有坎坷连。在1万多年前的世界里。一个人能活到老年的阶段。是一件非常不容易的事情。等他们变得苍老。但是身体又很健康的时候。他们就会陪部落里的人们，尊敬的看成是神的化身。他们理应获得人们的尊重。因为他们经过了时间的挑选。他们被他们所信仰的神。选择留了下来。也把那些能让他们活下来的理由。和生存的

...More

Bookmark 0Comment 0Continue



Jack Wang

2

If a story is created by the user and it has no next chapter, then a Modify option will be displayed beside the Branches.

梦

部落里的老人们。都会住在山顶上的一堆篝火旁。熊熊的篝火映衬着这些老人，苍凉，而有坎坷连。在1万多年前的世界里。一个人能活到老年的阶段。是一件非常不容易的事情。等他们变得苍老。但是身体又很健康的时候。他们就会陪部落里的人们，尊敬的看成是神的化身。他们理应获得人们的尊重。因为他们经过了时间的挑选。他们被他们所信仰的神。选择留了下来。也把那些能让他们活下来的理由。和生存的技巧。逐渐的通过他们的言传身授。再传递给他们的子孙。这样就可以保证整个部族间的，传承下去。这样也就间接的保证了整个人类的传承。老人们并不怕面对危险。难关对于他们来说。就是人生不可避免的阶段。就想他们眼前的这堆篝火。只要燃烧下去。任何问题都会化为灰烬。所以当部落里最年长的人。将他们走到悬崖顶上的这个平台上时。他们并不担心他们将听到的消息。可能，又是今年的猛犸象群不经过他们的狩猎区域。或者是某个老人有，看到了天象。他觉得今年的雪会下得比往年还大。


↗️ ModifyNormal Chapter

1222



Above is for the modification of a Normal chapter, If it is modifying a story introduction, the user will be able to change the category.

故事讲述一个已经被虚拟现实一定程度覆盖的现实，所有人都在虚拟和现实的分界中。主人公是一个普通但是存在思考能力的人，他和其他人不同，感受到了VR的不自然之处，但是他并不理解这种不对的感觉是什么，在这个过程中，主人公会迷茫，会选择，会遇到不同的人。最终，主角会发生一个转变，然后失去这种不自然的感觉，开始真正的生活下去。



2.2.7. View tips

There are three tips, one is for the user who come to this website for the first time. It express how the website displays story in this different way and how to view story correctly in Bookbranch web. If the user visit the root domain of this web site, the first tips will be shown in the pop up way.

To show this tip again, please click "About Viewing" in "About" on the nav tab.

Here is a place for people to write story in a different way. Every one can continue other people's work by creating their own story lines.

Here we provide

3 kinds of story form.

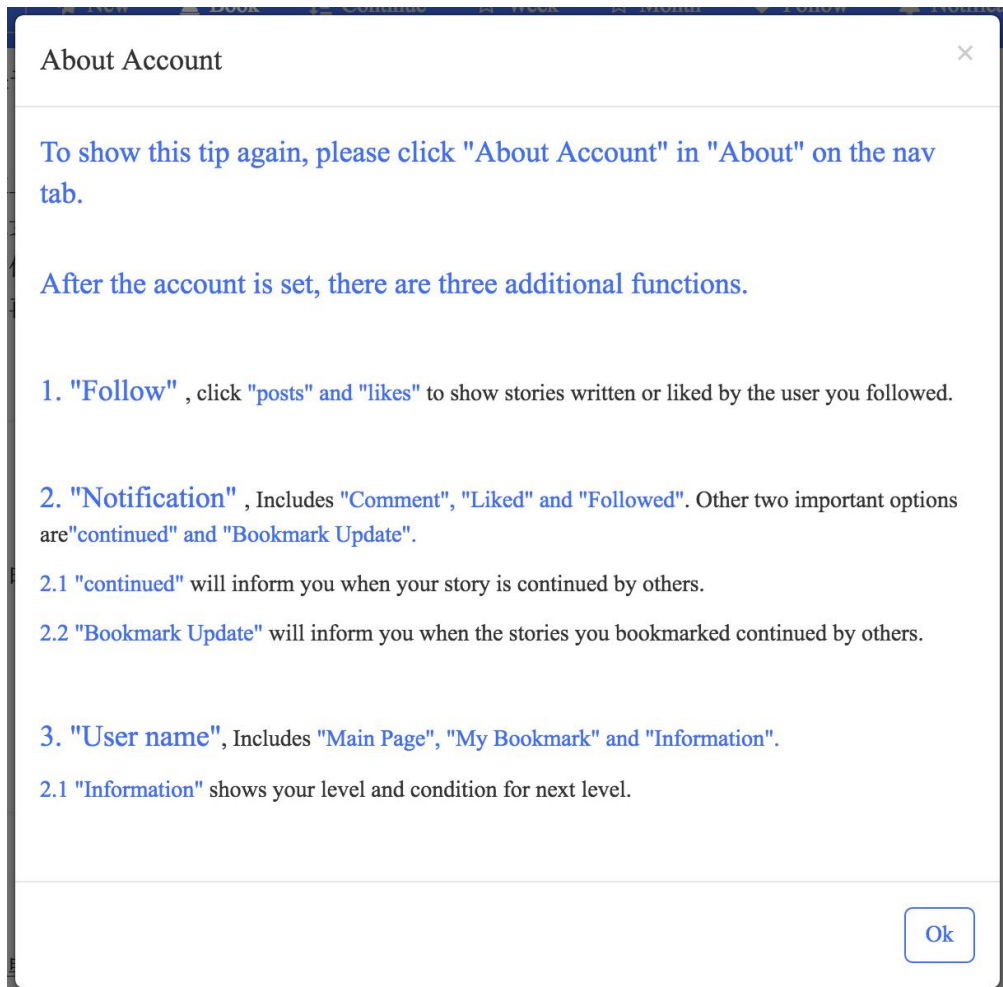
1. **Introduction**, click any kinds of category in "Book" on navbar to view corresponding story introduction.
2. **Normal chapter**, continue any introduction or normal chapter will create a new normal chapter. Click any kinds of category in "Week" or "Month" will display according to like number within week or month, and inside "Continue" is recently continued chapters.
3. **Ending**, a chapter that can not be continued anymore.

5 way to view a story.

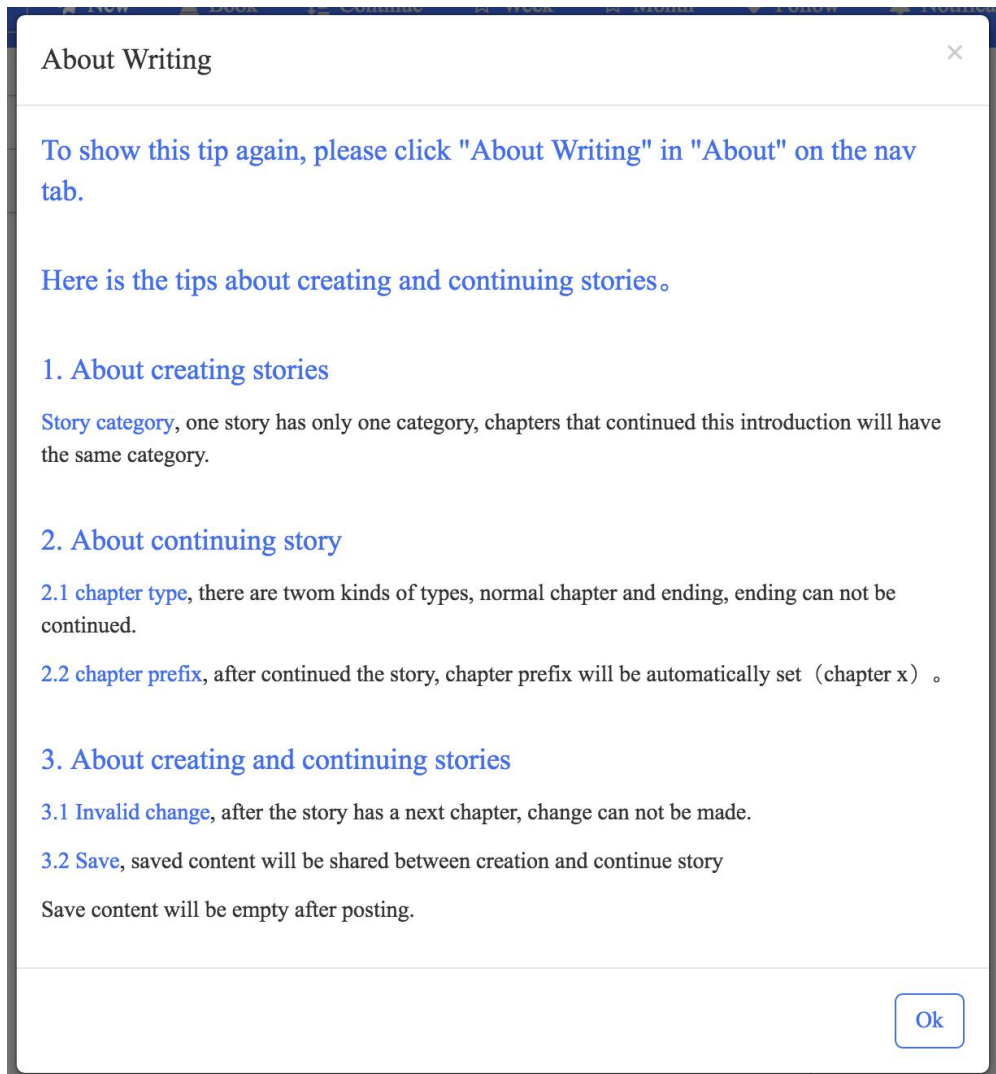
1. **Click story title**, enter this story page, clicking introduction is different from clicking normal chapter and ending
 - 1.1 **Click introduction**, If it has chapter 1, then it will show all version of chapter 1.
 - 1.2 **Click chapter**, retrieve the story line that link to this chapter. For example, if it is chapter 5, then it retrieve chapter 1 - 4 related to this chapter 5.
2. **Click Branches button**, display the next chapters in this story page, branch number represent number of version of next chapters.
3. **Click Previous or Next**, display previous or next chapter, if the story do not have previous or next chapter, word will not be shown.
4. **Select chapter by clicking upper right corner button in story page**, display all version of this chapter.
5. **After Retrieving the story line, there will be "More Next Chapter" below every chapter's**, click will display every different version of next chapter, it can be used to change story line while viewing the story. Branch number can be used as reference to see if it has any other versions.

Ok

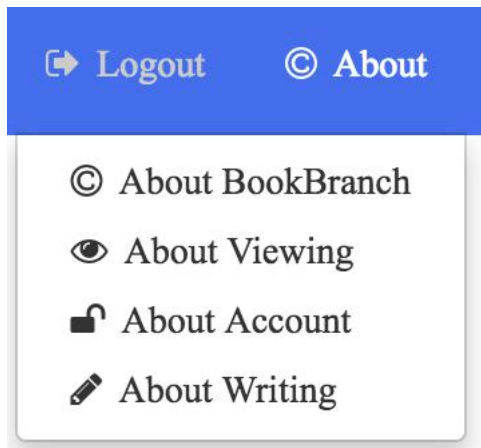
After the user registered an account, it will automatically login the user and show the second tips which is for user to understand what are the new features that an account has.



When the user first enter the writing or continuing interface, the tip for writing will be shown.



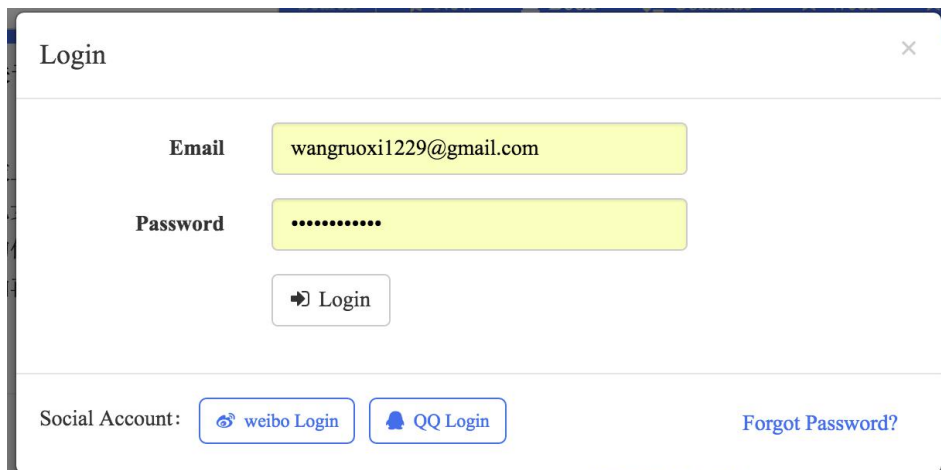
According to the tips, user can view those tips anytime in about option on the navbar.



The About BookBranch is list with my contact email for user who wants to give some of their advice.

2.2.8. Social account login

User can login the website by connection their social account, it can avoid the tedious process of registering an account, enter email, password number. It is only developed for Chinese version since only Chinese version is on line. But for English version the effect is the same.



After clicking Weibo Login, it will lead to a page to let you enter the account and password for your Weibo.

 [weibo.com](#) [二维码登录](#) | [注册](#)

使用你的微博帐号访问 [书枝网](#)，并同时登录微博

帐号:

密码:

提示: 为保障帐号安全, 请认准本页URL地址必须以 [api.weibo.com](#) 开头

For QQ the effect is similar.

 [QQ登录](#) [QQ登录](#) | [授权管理](#) | [申请接入](#)

快速安全登录

请使用[QQ手机版](#)扫描二维码,
安全登录, 防止盗号。



[帐号密码登录](#) | [注册新帐号](#) | [意见反馈](#)

书枝 将获得以下权限:

- 全选
- 获得您的昵称、头像、性别

授权后表明你已同意 [QQ登录服务协议](#)

After entering the right account and password, user will be redirect to the website with a new account has the name of his or her social account.

2.2.9. Share Story

User can share their story to Weibo or QQ after expanding the content of a story.

关于故事《黄昏街》请求帮助构思剧情

58 Fantasy Branches 0 lv 2

诸位好，我是来请求诸位帮忙的，在书枝上我所写的一个故事《黄昏街》已经写了“序”和“第一章”剧情推进到了店里的年轻人给名叫白霏的吸血鬼女孩讲一个关于梔子花中的白城堡里发生的故事。

所需要的帮助就是这个白城堡中的故事，此故事中的任何东西，人设，对话，情节大概，灵感，任何都需要。请诸位给我关于此故事的建议，提供帮助。哪怕再少都是弥足珍贵。我希望这并不是我所写的一个故事而是大家一起完成的故事。

交代一下这个故事的基本设定，

- 1城堡里有着七个孩子，他们与世隔绝相依的活着。
- 2他们都得了绝症，将成年之前将死去。
- 3吸血鬼幼年与常人无异，并且此时他自己也不知道他是不是吸血鬼。
- 4他们其中一人是吸血鬼，因此当六个孩子相继逝去是吸血鬼的孩子将活下来。
- 5孩子们知道他们最终有一人将存活。
- 6孩子们在城堡中在梔子花中他们都有一颗好心。
- 7孩子们将相继的死去。
- 8愿生若夏花之绚烂，死若秋叶之静美。

注1,此处的“他”没性别意义。
注3,此时吸血鬼与那些孩子无异。
注2,如认为设定是镣铐，请戴着镣铐跳舞吧。

2016-07-29 00:12:52 Report

Share to Weibo ★ Share to Qzone

Bookmark 0 Comment 0 Continue

The share option is in the bottom right.

分享到QQ空间和朋友圈

还能输入 **120** 字


说点什么吧，您还可以@QQ好友和朋友哦~

Share from BookBranch 关于故事《黄昏街》请求帮助构思剧情

http://104.236.175.206/story_share/232

Share from BookBranch 关于故事《黄昏街》请求帮助构思剧情

同时分享选中图片



同时转播到我的腾讯微博

分享

分享到微博 分享到私信

100

Share from BookBranch 关于故事《黄昏街》请求帮助构思剧情

已选择0张，还能选择1张 <http://t.cn/RtCzxDz>



来自互联网

赞一下这个内容

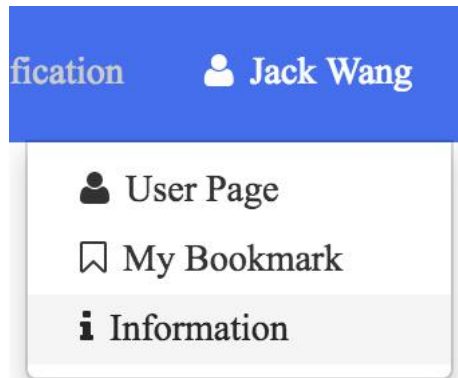
公开 ▾

分享

获取分享按钮

2.2.10. View Level

In new version every user will have their level, the level is rated by number of like they have. User can view their level by click Information in user's option on navbar.



Also users' level will be shown in each of the stories their wrote.

关于故事《黄昏街》请求帮助构思剧情

59 Fantasy
Branches 0 lv 2

诸位好，我是来请求诸位帮忙的，在书枝上我所写的一个故事《黄昏街》已经写了“序”和“第一章”剧情推进到了店里的年轻人给名叫白霏的吸血鬼女孩讲一个关于梔子花中的白城堡里发生的故事。所需要的帮助就是这个白城堡中的故事，此故事中的任何东西，人设，对话，情节大概，灵感，任何都需要。请诸位给我关于此故事的建议，提供帮助。哪怕再少都是弥足珍贵。我希望这并不是我所写的一个故事而是大家...More

Bookmark 0
Comment 0
Continue

无题

50 Fantasy
Branches 1 lv 4

写这故事就如同牵线木偶一般，不知什么时候就会无力地倒下去了。时间也不多，剧情大概还没脑洞完，续写就免了。

...More
Bookmark 0
Comment 0
Continue
Next



月历

2

第一章 命运

43 Sience Fiction
Branches 0 lv 0

“小宝，吃饭了。”妈妈和蔼的声音从屋子里传了出来。我急忙拍了拍手上的泥土，跑进了屋子。桌上是我最爱吃的南瓜饭和鱼香茄子。美食散发着诱人的香气，我迫不及待地拿起筷子大快朵颐。“慢点吃慢点吃，又没人和你抢。”妈妈慈爱地看着我，“欸？你鼻子上沾了灰，别动，我帮你擦擦。”妈妈的手轻轻拂过鼻尖，仿佛带过一股轻微的电。吃完饭后，妈妈边收拾碗筷边对我说：“家里的料酒没有了，一会儿...More


Bookmark 0
Comment 0
Continue



木菜子格

0

Level will show in user page as well.



Jack Wang

lv 4

My Bookmark

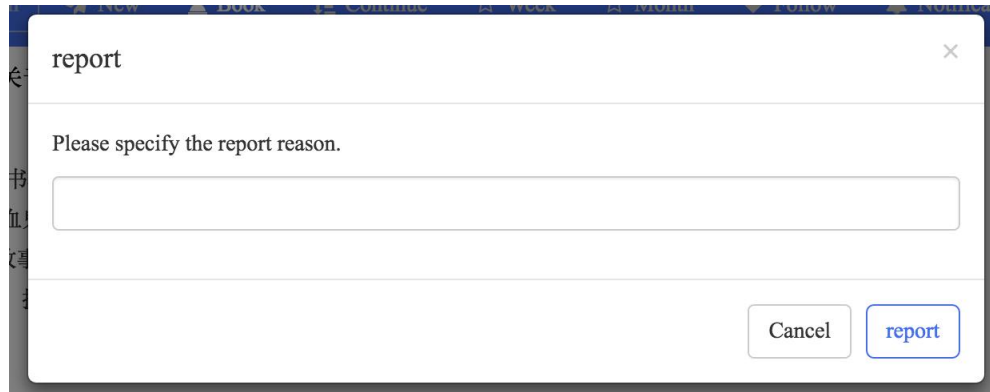
♥ Likes 14

Posted 2
Liked 35
Following 10
Followed 3

神的国度

2.2.11. Specify report reason

The old version do not need user to specify why they report certain story, and it is improved in the new version.



A pop up will request a report reason.

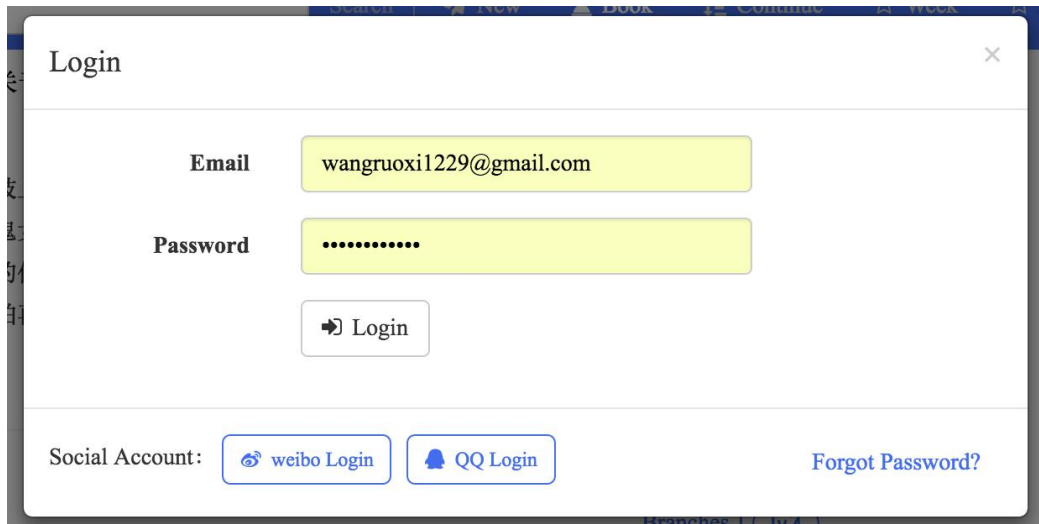
For administrator, they can view specific reason and who has reported the story.



If a user is reporting story for fun, his or her account can be blocked as well.

2.2.12. Reset password

User can click Reset password on login pop up to set email to their mail box to get the reset link.



Login

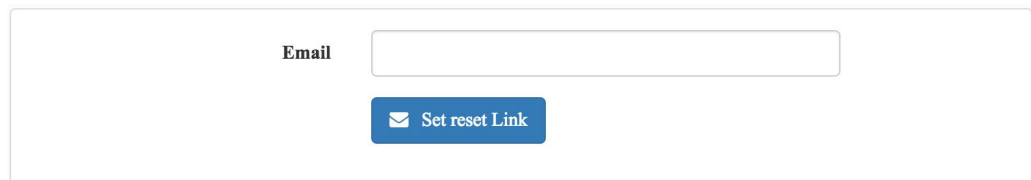
Email: wangruoxi1229@gmail.com

Password:

Login

Social Account: weibo Login QQ Login

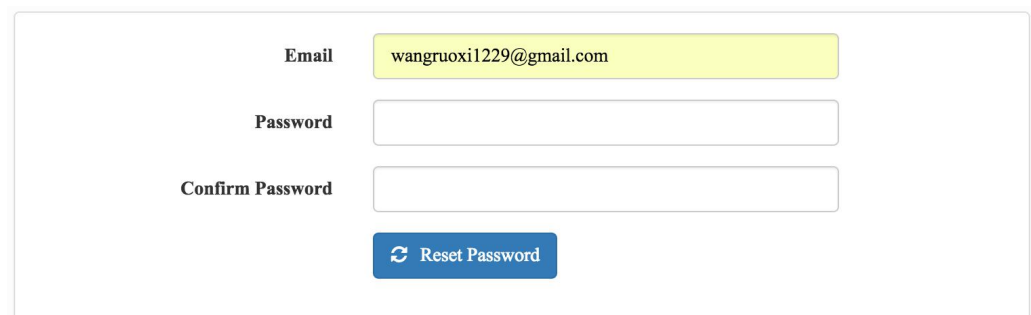
[Forgot Password?](#)



Email:

[Set reset Link](#)

After the link is sent, open the mailbox and click the reset link to reset the password.



Email: wangruoxi1229@gmail.com

Password:

Confirm Password:

[Reset Password](#)

2.3 Detail improvement

2.3.1. Save function

The old version the save function will only save for title and content, the new version include story category and chapter type so user will not worry about entering the wrong category or chapter type when continuing writing with their save content.

Considering some user will not click the save button, the save function is set to automatically trigger itself if user does not writing anything within 10 seconds.

2.3.2. Image upload

The old version the header of user sometime will stretch to a different proportion. The new version solved the problem and make the upload limit into 2M, the old version is only 200k.

2.3.3. Recursive SQL fetching

One of the viewing function is fetching the story line, once user click a chapter, it need to fetch its parent and its parent's parent all along to the root. In old version it will continuing generate SQL query, means if it is chapter 100 then it needs to generate 100 SQL. In the new version the problem is solved by two lines of SQL. It is using hierarchical data in MySQL: parents and children in one query.[1]

```

public function forStoryLine($story_id, $root_id)
{
    //need to use cte

    $results = DB::select('SELECT T2.id
FROM (
SELECT
    @r AS _id,
    (SELECT @r := parent_id FROM stories WHERE id = _id) AS parent_id,
    @l := @l + 1 AS lvl
FROM
    (SELECT @r := ?, @l := 0) vars,
    stories m
WHERE @r <> ?) T1
JOIN stories T2
ON T1._id = T2.id
ORDER BY T1.lvl DESC;', [$story_id,$root_id]);
$output = array_map(function ($object) { return $object->id; }, $results);
//
    $ids = implode(' ', $output);

    return Story::with('user', 'root', 'parent', 'children')
        ->whereIn('id',$output)
        ->orderBy('chapter_num', 'asc')
        ->get();
}

```

The \$result is the result of recursively fetching the parent id until the parent id is equal to the root id. After the related id is fetched, use another SQL query to get corresponding stories and order them by chapter number. It save a lot of pressure from the server.

2.3.4. Word count

New version has word count function for writing and making comment.

Post
5

↗
Post

Category Selection

0

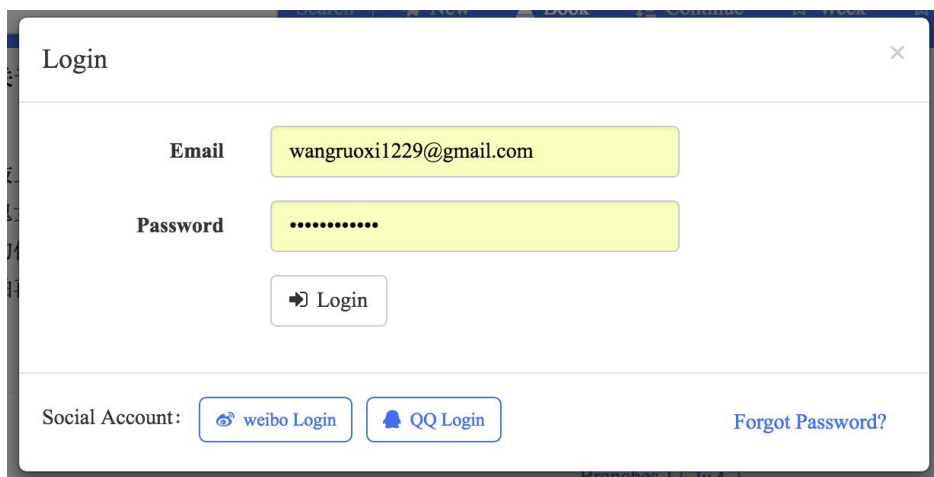
2.3.5. Like and Unlike tip

Like button has been added with a tip for user to understand when they have mouse over the button.



2.3.6. Login Register pop up

In old version login and register is displayed in a single page, it make navigation a little bit difficult, so the new version change it into pop up.



The image shows a 'Register' form with the following elements:

- Form Fields:**
 - User name
 - Email
 - Password
 - Confirm Password
 - Captcha image (showing the word 'rayga')
- Buttons:**
 - Register (with a right-pointing arrow icon)
 - weibo Login (with Weibo icon)
 - QQ Login (with QQ icon)
- Text:**
 - Social Account:
 - Already have an account? [Click here!](#)

When a user does not have an account, he or she click any button that require an account will pop up the register block.

Conclusion

This paper is focusing on the improvement of the BookBranch web in the aspect of functions, efficient and user experience. It has developed into a complete production and in the future it can develop into a place for people to communicate about stories and their imagination.

References

[1] <https://explainextended.com/2009/07/20/hierarchical-data-in-mysql-parents-and-children-in-one-query/>

Appendix

Minutes of the 1st Project Meeting

Date: Wednesday, 8 June 2016

Time: 5:00 PM

Place: Room 3512

Attending: Prof. Rossiter, Jack Wang

Absent: None

Recorder: Jack Wang

Approval of minutes

This is first formal group meeting, so there were no minutes to approve.

Report on Progress

Discussed the improvement

Discussion Items and Things To Do

How to improve

Meeting adjournment

The meeting was adjourned at 5:20 PM.

Minutes of the 2nd Project Meeting

Date: Friday, 10 June2016

Time: 5:00 PM

Place: Room 3512

Attending: Prof. Rossiter, Jack Wang

Absent: None

Recorder: Jack Wang

Approval of minutes

The minutes of the last meeting were approved without amendment.

Report on Progress

Previous improvement has been programmed

Discussion Items and Things To Do

Discuss other improvement

Meeting adjournment

The meeting was adjourned at 5:20 PM.

Minutes of the 3rd Project Meeting

Date: Monday, 13 June 2016

Time: 3:30 PM

Place: Room 3512

Attending: Prof. Rossiter, Jack Wang

Absent: None

Recorder: Jack Wang

Approval of minutes

The minutes of the last meeting were approved without amendment.

Report on Progress

Discuss further ideas

Discussion Items and Things To Do

Extends some functions

Meeting adjournment

The meeting was adjourned at 3:50 PM.

Minutes of the 4th Project Meeting

Date: Friday, 29 July 2016

Time: 2:30 PM

Place: Room 3512

Attending: Prof. Rossiter, Jack Wang

Absent: None

Recorder: Jack Wang

Approval of minutes

The minutes of the last meeting were approved without amendment.

Report on Progress

Discuss improvement

Discussion Items and Things To Do

Extends some functions

Meeting adjournment

The meeting was adjourned at 2:50 PM.